

# Enrichment

The community supports pursuit of individual interests, passions, values, and beliefs. Personal enrichments reflect inclusion, philanthropy, and opportunities to express and live with freedom from intolerance. Live your values and create a fulfilling life through knowledge and awareness of other people, places, activities, and attitudes.

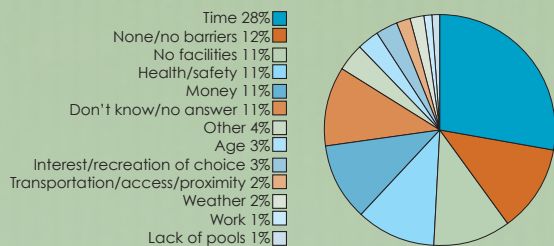
## 15. Recreation

Having access to the types of recreation and recreational facilities (such as parks programs, public trails, museums, music venues, sporting events, community service facilities) allows everyone to regularly participate in opportunities enriching life and health, while at the same time retaining skilled workers.

### Recreational access

Identifying the barriers to accessing outdoor and indoor recreation opportunities, whether parks and recreation programs, public trails, sporting events, recreational facilities or other is necessary to understanding new ways to promote existing recreation and recreational facilities.

#### What keeps you from fully participating in the recreation you would like (2007)?



Source: MarkeTec phone survey for TMT, December 2007

## 16. Philanthropy and volunteerism

Individual and business volunteer hours and contributions are measures of social responsibility and community improvement efforts.

### Charitable giving

The Catalogue for Philanthropy calculates the annual Generosity Index using IRS data. In 2004, the most recent year for which data were available, Nevada surpassed the national average itemized charitable contribution of \$4,012, and increased charitable giving as a percentage of income. The Center for Wealth & Philanthropy also calculated comparative 2004 rankings and found Nevada ranked

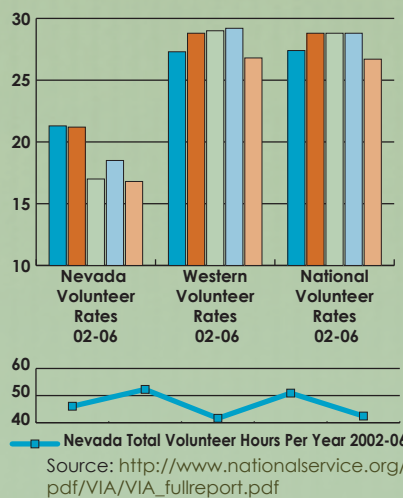
Generosity Index (GI) ranks										
Nevada average adjusted gross income (AAGI) and itemized charitable contributions (AICC)										
	1995	1996	1997	1998	1999	2000	2001	2002	2003	2004
AAGI	\$37,366	\$40,492	\$44,659	\$46,215	\$48,168	\$51,220	\$48,674	\$48,025	\$50,101	\$57,684
% Change		8.4%	5.4%	8.3%	4.2%	6.3%	-5.0%	-1.3%	4.3%	15.1%
Income Rank	8	7	10	10	12	12	13	14	13	6
AICC	\$2,325	\$2,784	\$2,777	\$3,281	\$3,342	\$3,346	\$3,080	\$3,106	\$3,668	\$4,328
% Change		19.8%	-30.0%	18.2%	1.8%	10.0%	-8.0%	0.9%	18.1%	18.0%
Giving Rank	28	18	27	18	22	28	34	32	21	14
Rank Relations	-20	-11	-17	-8	-10	-16	-21	-18	-8	-8
GI Rank	39	29	39	27	30	40	44	40	28	28

Source: Catalogue for Philanthropy, [http://catalogueforphilanthropy.org/cfp/generosity\\_index/](http://catalogueforphilanthropy.org/cfp/generosity_index/)

16<sup>th</sup> in giving relative to income, with 0.9% share of US charitable contributions.<sup>1</sup> According to The Urban Institute's National Center for Charitable Statistics, in 2005, Nevada ranked 15<sup>th</sup> nationally in terms of average charitable contributions per return with itemized contributions. The Giving USA 2007 report published by the Giving USA Foundation™ cited a 4.2% increase in 2006 US charitable giving.

### Volunteer hours

According to a recent report by the Corporation for National & Community Service, Nevada ranked 50<sup>th</sup> among states in 2006 with the lowest volunteer rate, whether older adults, baby boomers, young adults, or college students.<sup>2</sup> Tracking community volunteerism is a challenging task as thousands of local residents regularly volunteer their time and effort to all sorts of organizations — nonprofits, faith-based, educational institutions, and human services organizations.



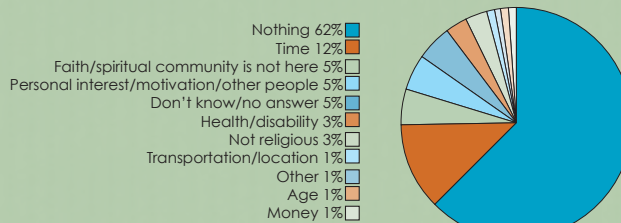
## 17. Access to faith communities and spiritual wellbeing

The ability to participate in faith and spiritual opportunities is important for personal fulfillment.

### Access to faith or spiritual opportunities

Identifying the barriers to accessing spiritual opportunities is a necessary step toward identifying the role these opportunities play in people's lives and how to increase participation.

#### What keeps you from fully participating in the faith/spiritual life you would like?



Source: MarkeTec phone survey for TMT, December 2007

1. Volunteering in America: 2007 State Trends and Rankings in Civic Life, [http://www.nationalservice.org/pdf/VIA/VIA\\_fullreport.pdf](http://www.nationalservice.org/pdf/VIA/VIA_fullreport.pdf)

2. Volunteering in America: 2007 State Trends and Rankings in Civic Life, [http://www.nationalservice.org/pdf/VIA/VIA\\_fullreport.pdf](http://www.nationalservice.org/pdf/VIA/VIA_fullreport.pdf)